

8300 Push Button Switches 8(8)A 250Vac & 12(12)A 250Vac



- ▶ Miniature push button
- ▶ 8A Inductive current rating
- ▶ Ratings up to 12(12)A, 250V ac (H suffix)
- ▶ Illuminated and non-illuminated
- ▶ Single and double pole
- ▶ Latching and momentary
- ▶ Slotted actuator for custom buttons
- ▶ Industry standard panel cutout
- ▶ Panel cut out: 19.3 x 12.9



16(4)A 250Vac T85, 1E4 (10,000 Operations)
 12(12)A 250Vac T105, 1E4 (10,000 Operations)
 8(8)A 250Vac T105, 5E4 (50,000 Operations)
 6(6)A 250Vac T125, 5E4 (50,000 Operations)



12A 250Vac DP, 13A 250Vac SP
 250Vac 1hp, 125Vac 1/2hp
 UL 85°C, file E45221, CSA file LR10990

In house test

10(10)A 250Vac



RoHS compliant

3mm contact gap.
 Technical data on pages 4 & 5 (switches), 6 (indicators).

H 8353 J E H --

TERMINAL FUNCTION ACTUATOR BODY HIGHER RATING PRINT, COLOUR, ETC

push switches

TERMINAL	FUNCTION	ACTUATOR
<p>C</p> <p>6.3 x 0.8</p>	<p>Approvals & ratings vary with function Single pole switches use terminals 1 & 2 (& 3)</p>	<p>A Standard actuator</p>
<p>H</p> <p>4.8 x 0.8</p>	<p>8300 ON - OFF Single pole</p>	<p>H Slotted for custom caps Slots for snap-in buttons</p>
<p>A</p> <p>As "H" but right angle 4.8 x 0.8</p>	<p>8301 ON - OFF (momentary ON) Single pole</p>	<p>C Square actuator</p>
<p>K</p> <p>2.8 x 0.8</p>	<p>8303 ON - OFF with light Single pole</p>	<p>E RADIUS actuator</p>
<p>T</p> <p>Solder</p>	<p>8304 ON - OFF (momentary ON) with light Single pole</p>	<p>F Small round actuator</p>
<p>X</p> <p>PCB 0.8 Sq</p>	<p>8350 ON - OFF Double pole</p>	<p>J Smooth curved actuator</p>
<p>V</p> <p>Dual pin PCB (Call sales for mounting dims)</p>	<p>8351 ON - OFF (momentary ON) Double pole</p>	<p>M</p>
	<p>8353 ON - OFF with light Double pole</p>	<p>D Large round actuator</p>
	<p>8354 ON - OFF (momentary ON) with light Double pole</p>	<p>All actuators except H available lit</p>
	<p>8355 ON - OFF Single pole Isolated light - switched C, E & M actuators only</p>	
	<p>8356 ON - OFF Single pole Isolated light - unswitched C, E & M actuators only</p>	



H8350AB ---
T8350AB ---



H8353JE ---
T8353JE ---



H8353EB ---
T8353EB ---



H8353CB ---
T8353CB ---



H8350DB ---
T8350DB ---



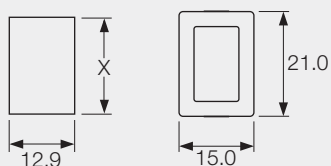
H8350HB ---
Example of button

BODY

Panel cut-out Bezel
Cut-outs must be punched in the direction of insertion

B Standard body

E Softline style body with radiused bezel



Dimensions for snap-in fixing

Panel thickness	Dimension X
0.75-1.24	19.1/19.2
1.25-1.99	19.3/19.4
2.00-3.00	19.7/19.8

X and V PCB terminals.
Additional dummy terminals may be supplied for extra support.

OPTIONS

H
12(12)A 250Vac switch rating

Finish
Matt finish standard except on J and D actuators which are gloss

Colour
Call sales for custom colours
A full range is available for large orders

Legend printing
Select from the examples or call sales for custom legends

Special buttons
Some of the many options are shown
Call sales for the full range

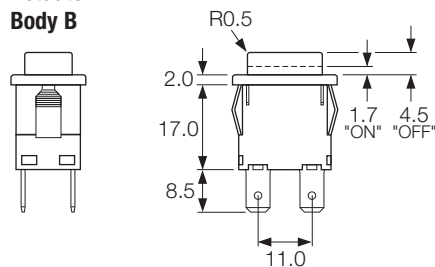
L167 Protective cover
(designed to IP65)



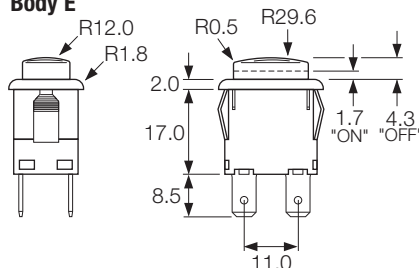
Snaps on to switch bodies fitted with "A" or "J" style actuators but increases effective panel thickness by 0.8mm

DIMENSIONS (mm)

**Actuator A
Body B**



**Actuator J
Body E**



Spacing between centre of terminals 1 & 3 or 2 & 4 is 10.0mm

Examples of printing



EN1153



EN1152