

Indicator Lights Neon, LED and Filament Lamp

Colours and voltages:

- ⊖ Neon Available with Red, Amber, Green or Clear lenses
100/130V (marked 110V), 200/250V (marked 230V)
- ▶ LED - DC Red, Yellow, Green, Blue, White
2.0/2.2V Resistors for other voltages available.
- ▶ LED - AC Red, Yellow, Green, Blue, White
110-230V ac operation.
- ⊗ Filament lamp Available with Red, Amber, Green, Clear or Blue lenses
6V, 12/14V, 24/28V.


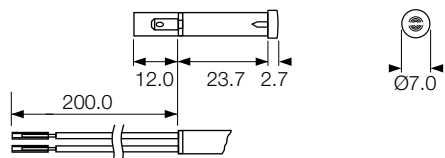

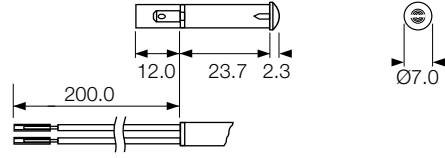

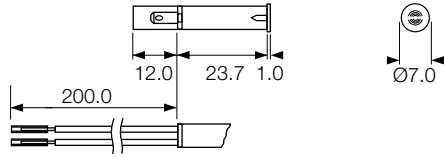

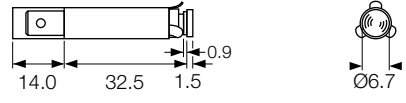

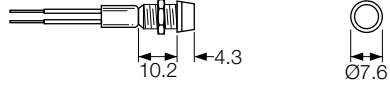

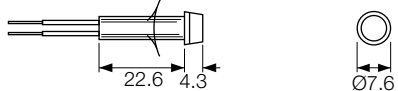
- ▶ Neon, LED, mains LED or filament lamp
- ▶ Bezel sizes from 6.7 to 16.3mm diameter
- ▶ Red, amber, green, blue and clear lenses
- ▶ Red, yellow, green, blue and white LEDs
- ▶ Wide choice of styles






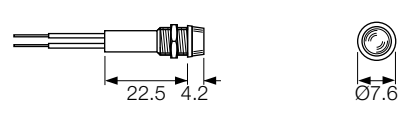





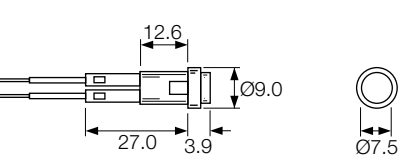




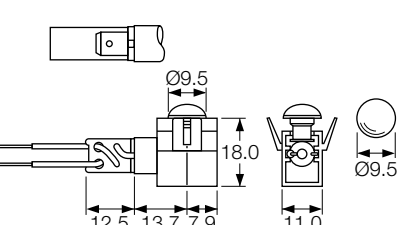





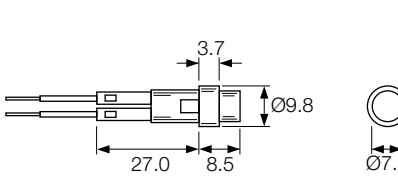




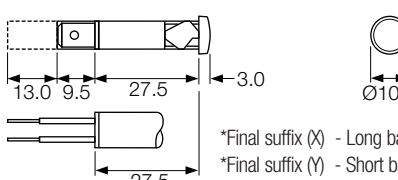




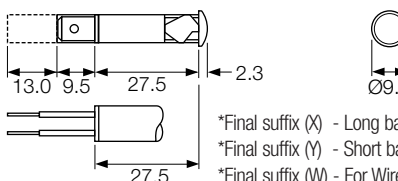
KEMA
UL file E63363
Approvals shown for neon versions only

RoHS RoHS compliant

To create a catalogue number:

Refer to the 2 columns below (terminal and type), then state: Lens colour, voltage and whether neon, LED or filament lamp

TERM	TYPE	PANEL & °C	ILLUMINATION OPTIONS	DIMENSIONS (mm)
B 2.8 L	(C) 0566 A 	6.0 2.0max page 6	DC AC	
B 2.8 L	(C) 0566 B 	6.0 2.0max page 6	DC AC	
B 2.8 L	(C) 0566 C 	6.0 2.0max page 6	DC AC	
C 6.3	(C) 0145 AA 	5.8 3.0max page 6	DC AC ⊗	
L W	(L) 1041 00 Chrome bezel 	6.3 6.3max page 6	DC ⊗	
L W	(L) 1045 00 Chrome bezel available 	6.3 10.0max page 6	DC AC ⊗	

TERM	TYPE	PANEL & °C	ILLUMINATION OPTIONS	DIMENSIONS (mm)
L W	(L) 0245 00 Chrome bezel available 	7.1 6.3max  page 6	  	
L	L 2950 00 Chrome bezel available 	8.0 0.8-1.6  page 6	  	
L C 6.3	(L) 0195 BB 	8.0 0.8-3.0  page 6	 	
L	L 2951 00 Chrome bezel 	8.0 0.8-1.6  page 6	  	
L H 4.8	(H) 0568 A(*) Deep lens profile  (VDE at T100)	8.0 0.8-3.5  page 6	 	 *Final suffix (X) - Long barrier *Final suffix (Y) - Short barrier *Final suffix (W) - For Wires
L H 4.8	(H) 0568 B(*) Shallow lens profile 	8.0 0.8-3.5  page 6	 	 *Final suffix (X) - Long barrier *Final suffix (Y) - Short barrier *Final suffix (W) - For Wires