

IEC Connectors & NEMA Receptacles



10A 250V ac



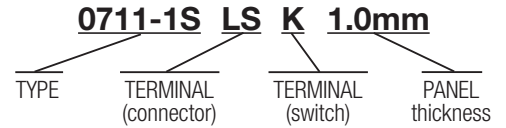
UL CSA 10A 250V ac UL 65°C



RoHS compliant

To order:
State Type number and terminal codes. All items supplied for 1.0mm panel thickness as standard. Contact factory for additional options.

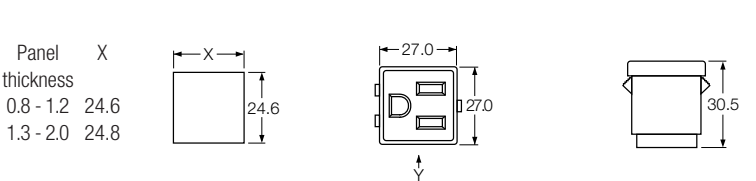
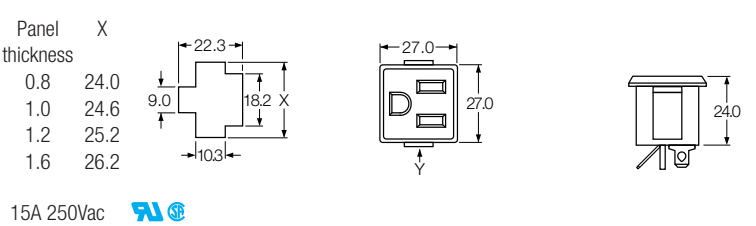
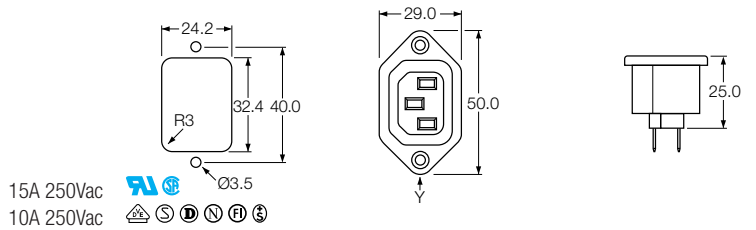
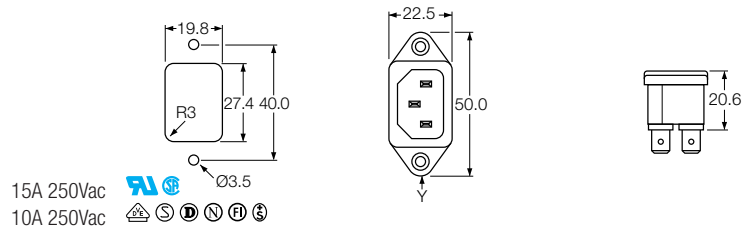
- ▶ Ratings up to 10A, 250V ac
- ▶ IEC 320 Inlets & outlets
- ▶ NEMA outlets
- ▶ Fused and non fused
- ▶ Flange and snap fit panel mounting



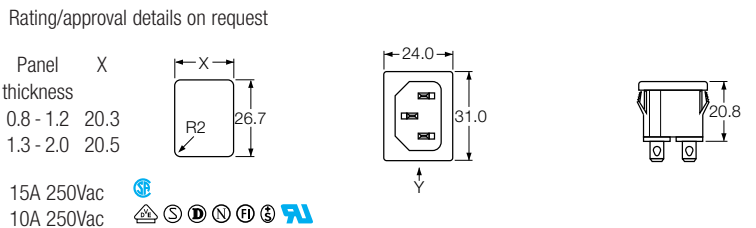
TYPE	TERMINAL
0707-1-C (2k min order) Inlet	S 2.5 Solder
	N 4.0 Solder
	Q 4.8 Tab
	W 6.3 Tab
0708-1-C Outlet	N 4.0 Solder
	Q 4.8 Tab
	W 6.3 Tab
	P PCB
0709-P Outlet	L 4.0 Solder
	Q 4.8 Tab
0710-P Outlet	V12 Solid Wire
	V16 Solid Wire
0711-P (2k min order) Inlet	S 2.5 Solder
	N 4.0 Solder
	Q 4.8 Tab
	W 6.3 Tab

DIMENSIONS (mm)

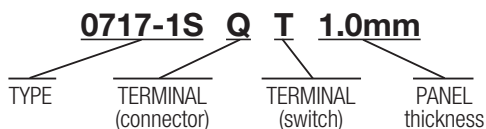
View below is at Y



0710-PV16 is 13A 250Vac. **0710-PV12** is 15A 250Vac



IEC Connectors & NEMA Receptacles



- ▶ Ratings up to 10A, 250V ac
- ▶ IEC 320 Inlets & outlets
- ▶ Fused and non fused
- ▶ Flange and snap in panel mounting



10A 250V ac











UL CSA 10A 250V ac UL 65°C



RoHS compliant

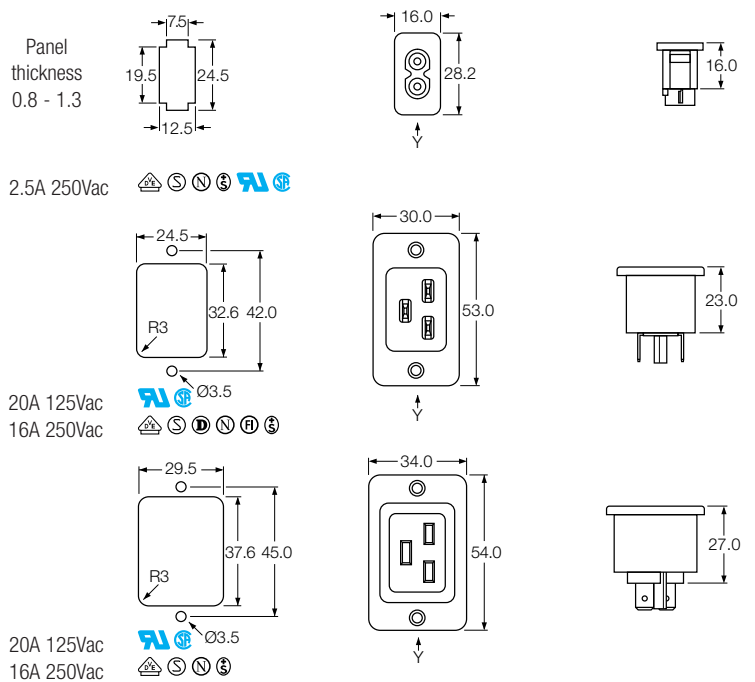
To order:
State Type number and terminal codes. All items supplied for 1.0mm panel thickness as standard. Contact factory for additional options.

TYPE	TERMINAL	DIMENSIONS (mm)	View below is at Y
0717-1-P Fused Inlet 5x20	S 2.5 Solder LS 2.8 Solder Q 4.8 Tab W 6.3 Tab	Panel X thickness 0.8 - 1.2 31.4 1.3 - 2.0 31.6	
0717-1S State "Non Lit" Switched Fused Inlet 5x20	Q 4.8 Solder Connector T 4.8 Solder Switch	DP non-illuminated switch is standard Panel thickness: 1.0mm standard Call sales for options	
0717-1S State "Lit" Switched Fused Inlet 5x20	Q 4.8 Solder Connector T 4.8 Solder Switch	DP illuminated switch is standard Panel thickness: 0.8 or 1.0 or 1.2 Call sales for details	
0717-C Fused Inlet 5x20	S 2.5 Solder LS 2.8 Solder Q 4.8 Tab W 6.3 Tab		
0717-2-C (2k min order) Double Fused Inlet 5x20	S 2.5 Solder LS 2.8 Solder Q 4.8 Tab W 6.3 Tab		10A 250Vac 0717-2-C For applications (eg medical equipment) where both live & neutral feeds must be fused
0717-2-P (2k min order) Double Fused Inlet 5x20	S 2.5 Solder LS 2.8 Solder Q 4.8 Tab W 6.3 Tab	Panel thickness: 1.0mm standard Call sales for options	10A 250Vac 0717-2-P For applications (eg medical equipment) where both live & neutral feeds must be fused

TYPE	TERMINAL
0721-P (2k min order)  Inlet	S Solder 
0722-C (2k min order)  Inlet	Q 4.8 Solder  W 6.3 Tab 
0723-C (2k min order)  Outlet	Q 4.8 Solder  W 6.3 Tab 

DIMENSIONS (mm)

View below is at Y




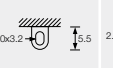
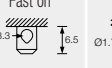
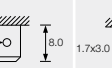



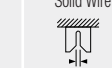
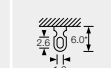
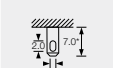
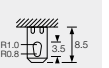
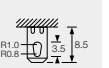
Technical data

Mouldings V2 (VO option)
 Connectors Tin plated solid brass
 Terminals Silver plated

Terminal dimensions

For Connectors

For Switches

For Connectors									Slide	Slide	Rocker
S	N	Q	W	P	L	LS	V12	V16	T	K	T
2.5mm Solder	4mm Solder	4.8mm Solder/ Fast on	6.3 Fast on	PCB	Solder	2.8mm Solder	12-14 AWG Solid Wire	16 AWG Solid Wire	Solder	2.8mm Solder	4.8mm Solder
											
1.5x2.5-4.5	2.0x3.2-5.5	2.8x3.5-6.5	Ø1.7-8.0	1.7x3.0-5.5	Ø3.0x6.0	1.5x3.0-10.0	1.35	0.8	2.5-6.0 1.5	2.0-7.0 1.3	R1.0 P0.5-8.5

Note: Designated solder terminals should not be fitted with "Push on", "QD" or "Fast on" type cable connectors