

Status monitor 1430 Smart indicator series



- ▶ Monitors many NO switch contacts
- ▶ Monitors correct equipment operation
- ▶ Direct replacement for Neon indicator
- ▶ Green LED indicates normal status
- ▶ Flashing Red LED indicates alarm status
- ▶ De-bounce, time delay and latching options
- ▶ Convenient snap-in design
- ▶ Choice of connection terminals
- ▶ Panel cut out:
30.0 x 11.0

230Vac, 115Vac, 48V, 24V & 12V available
Less than 1 watt (power consumption)



UL Recognised. File no. E311309



CE Mark







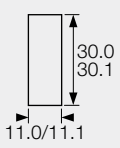
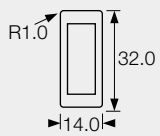
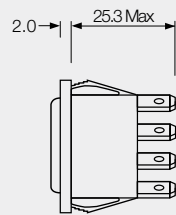
FCC compliant



RoHS compliant

C 1437 A L - - -

TERMINAL FUNCTION SOFTLINE LENS BODY VOLTAGE, COLOUR, FUNCTION

▶ TERMINAL	▶ BODY & DIMENSIONS	▶ SPECIFICATION
<p>C</p>  <p>6.3 x 0.8</p> <p>H</p>  <p>4.8 x 0.8</p> <p>T</p>  <p>Ø2.1 Solder</p> <p>X</p>  <p>4.0 PCB 0.8Sq</p>	<p>Panel Cut-Out</p>  <p>30.0 30.1 11.0/11.1</p> <p>Bezel</p>  <p>R1.0 32.0 14.0</p> <p>Dimensions</p>  <p>2.0 25.3 Max</p>	<p>Dimensions</p> <p>Bezel 32.0mm x 14.0mm Panel cut-out 11.0/11.1mm x 30.0/30.1mm 0.75mm to 2.5mm</p> <p>Panel thickness</p> <p>0.75mm to 2.5mm</p> <p>Body Lens Terminals Flame retardancy RoHS compliant</p> <p>Nylon 6.6, matt finish, black colour is standard Clear Polycarbonate, Softline matt finish Copper alloy, Silver plated UL94V0 Yes</p> <p>Sensor/Switch Input</p> <p>Non-isolated 4.2Vdc 1mA rating for detection of normally open, normally closed or open-collector sensors</p> <p>Operating supply</p> <p>230Vac ±20% 50/60Hz. 115Vac, 48Vdc, 48Vac, 24Vdc, 24Vac, 12Vdc & 12Vac available</p> <p>Power consumption</p> <p>Less than 1 Watt</p> <p>Operating conditions (body)</p> <p>-20°C to +70°C (-4°F to 158°F) 0 to 95% RH (non-condensing)</p> <p>Electromagnetic Compatibility</p> <p>Compliant with directives 89/336/EEC & 92/31/EEC</p> <p>EMC Immunity</p> <p>EN 55014-2:1997 Household appliances EN 61000-6-2:2005 Industrial Environments, 10 V/m EN 61000-4-2:1995 Electrostatic Discharges (ESD) EN 61000-4-3:2002 RF Electromagnetic fields EN 61000-4-4:2004 Fast Transients & Bursts EN 61000-4-5:1995 Surges EN 61000-4-6:1996 Conducted disturbances EN 61000-4-11:2004 Voltage dips & interruptions</p> <p>EMC Emissions</p> <p>EN 55014-1:2001 Household appliances EN 55022 Class B:1998 Domestic environments</p> <p>Approvals</p> <p>UL Recognised FCC Compliant CE Mark</p> <p>Standards</p> <p>UL 508 CSA C22.2 No. 14-05</p>

All dimensions in millimetres (mm)

▶ APPLICATIONS

- ▶ Limit switch detection and display – machine position
- ▶ Differential air pressure sensing - filter status indicator
- ▶ Latching and display of momentary sensor signals

▶ INDICATIONS

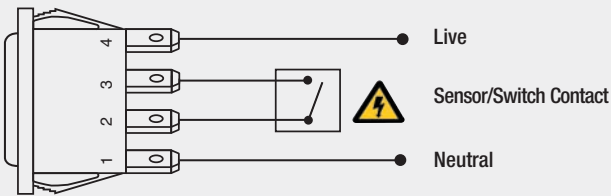
The smart indicator operates like a standard neon indicator, giving visible status indication for the application. Normal operation shows a continuous Green LED illumination (contact sales for other colours) while an error or fault condition results in a RED illumination. Fault condition indication can be factory configured as flashing.

Status indicators are commonly used on equipment and machinery to advise the operator that particular device conditions are normal, operational status is active or inactive, equipment is on-line or off-line. Various standard switches and sensors can be used to determine position, location, rotation speed, airflow, air pressure, vacuum level, interlock etc.

The indicators' sensing input provides a non-isolated DC voltage, current limited to 1mA, for detection of volt-free normally open or normally closed switch contacts, or open-collector type sensors.

Some switches can exhibit transient effects or require de-bounce functions, most of which can be masked by having a qualifying time period before the indication takes place. In some applications a hold-off delay could be useful to ignore any settling during initial operation, or indications may only be required after power-up and then latched. The indicator can be factory programmed to cater for many different requirements, please contact us with application details.

▶ CONNECTIONS



▶ PART NUMBER

1437AL

Specify Terminal Type:	C, H, T, X
Specify Model Code:	1437AL
Specify Supply Voltage:	230Vac, 115Vac, 48Vdc, 48Vac, 24Vdc, 24Vac, 12Vdc, 12Vac
Specify LED Colour:	Green/Red, Blue/Red
Specify application requirements:	Normally open/closed contact, time delay, latching etc.