

Push Button Switch 13A 250Vac



13(4)A 250Vac, T85, 1E4 (10,000 Operations)

Approvals applied for



Compliant

- ▶ 250Vac, 13A, 10,000 operations
- ▶ Double & single pole momentary operation
- ▶ Plunger operation with key for locking
- ▶ 4.8 & 6.3mm tags
- ▶ Snap in mounting & screw fixing
- ▶ Panel cut out: 37.0 x 13.5



C4151AA ---

C 4151 A A ---

TERMINAL FUNCTION ACTUATOR BODY PRINT, COLOUR, ETC

NEW PRODUCT

Please contact the sales office for availability.

push switches

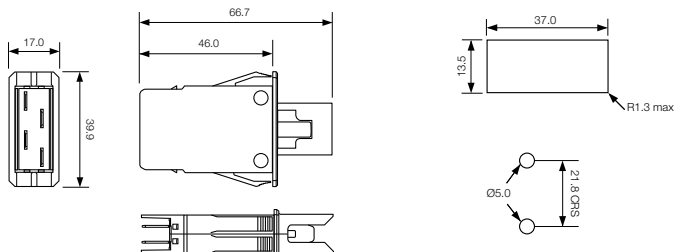
▶ TERMINAL	▶ FUNCTION	▶ ACTUATOR	▶ BODY
<p>C</p> <p>6.3 x 0.8</p>	<p>Single 4101</p>	<p>A</p>	<p>A</p> <p>B</p> <p>C</p> <p>D</p>
<p>H</p> <p>4.8 x 0.8</p>	<p>Double 4151</p> <p>↑</p> <p>OFF - ON (momentary)</p>		

Accessories

Locking key: M1395
Connector: M1396

Dimensions (mm)

C4151HAA



8300 Push Button Switches 8(8)A 250Vac & 12(12)A 250Vac



- ▶ Miniature push button
- ▶ 8A Inductive current rating
- ▶ Ratings up to 12(12)A, 250V ac (H suffix)
- ▶ Illuminated and non-illuminated
- ▶ Single and double pole
- ▶ Latching and momentary
- ▶ Slotted actuator for custom buttons
- ▶ Industry standard panel cutout
- ▶ Panel cut out: 19.3 x 12.9



16(4)A 250Vac T85, 1E4 (10,000 Operations)
 12(12)A 250Vac T105, 1E4 (10,000 Operations)
 8(8)A 250Vac T105, 5E4 (50,000 Operations)
 6(6)A 250Vac T125, 5E4 (50,000 Operations)



12A 250Vac DP, 13A 250Vac SP
 250Vac 1hp, 125Vac 1/2hp
 UL 85°C, file E45221, CSA file LR10990

In house test

10(10)A 250Vac



RoHS compliant

3mm contact gap.
 Technical data on pages 4 & 5 (switches), 6 (indicators).

H 8353 J E H --

TERMINAL FUNCTION ACTUATOR BODY HIGHER RATING PRINT, COLOUR, ETC

push switches

TERMINAL	FUNCTION	ACTUATOR
<p>C</p> <p>6.3 x 0.8</p>	<p>Approvals & ratings vary with function Single pole switches use terminals 1 & 2 (& 3)</p>	<p>A Standard actuator</p>
<p>H</p> <p>4.8 x 0.8</p>	<p>8300 ON - OFF Single pole</p>	<p>H Slotted for custom caps Slots for snap-in buttons</p>
<p>A</p> <p>As "H" but right angle 4.8 x 0.8</p>	<p>8301 ON - OFF (momentary ON) Single pole</p>	<p>C Square actuator</p>
<p>K</p> <p>2.8 x 0.8</p>	<p>8303 ON - OFF with light Single pole</p>	<p>E RADIUS actuator</p>
<p>T</p> <p>Solder</p>	<p>8304 ON - OFF (momentary ON) with light Single pole</p>	<p>F Small round actuator</p>
<p>X</p> <p>PCB 0.8 Sq</p>	<p>8350 ON - OFF Double pole</p>	<p>J Smooth curved actuator</p>
<p>V</p> <p>Dual pin PCB (Call sales for mounting dims)</p>	<p>8351 ON - OFF (momentary ON) Double pole</p>	<p>M</p>
	<p>8353 ON - OFF with light Double pole</p>	<p>D Large round actuator</p>
	<p>8354 ON - OFF (momentary ON) with light Double pole</p>	
	<p>8355 ON - OFF Single pole Isolated light - switched C, E & M actuators only</p>	
	<p>8356 ON - OFF Single pole Isolated light - unswitched C, E & M actuators only</p>	<p>All actuators except H available lit</p>



H8350AB ---
T8350AB ---



H8353JE ---
T8353JE ---




H8353EB ---
T8353EB ---



H8353CB ---
T8353CB ---



H8350DB ---
T8350DB ---



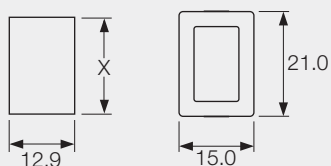
H8350HB ---
Example of button

BODY

Panel cut-out Bezel
Cut-outs must be punched in the direction of insertion

B Standard body

E Softline style body with radiused bezel



Dimensions for snap-in fixing

Panel thickness	Dimension X
0.75-1.24	19.1/19.2
1.25-1.99	19.3/19.4
2.00-3.00	19.7/19.8

X and V PCB terminals.
Additional dummy terminals may be supplied for extra support.

OPTIONS

H
12(12)A 250Vac switch rating

Finish
Matt finish standard except on J and D actuators which are gloss

Colour
Call sales for custom colours
A full range is available for large orders

Legend printing
Select from the examples or call sales for custom legends

Special buttons
Some of the many options are shown
Call sales for the full range

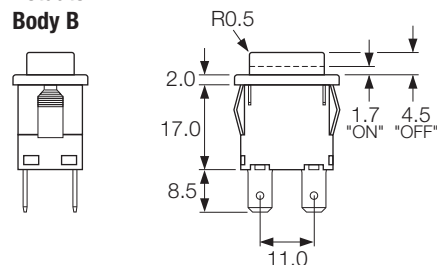
L167 Protective cover
(designed to IP65)



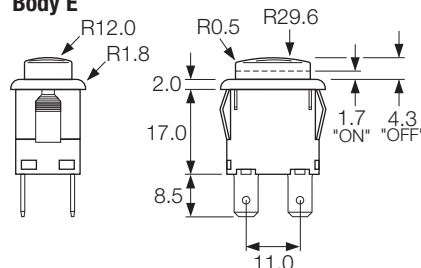
Snaps on to switch bodies fitted with "A" or "J" style actuators but increases effective panel thickness by 0.8mm

DIMENSIONS (mm)

**Actuator A
Body B**



**Actuator J
Body E**



Spacing between centre of terminals 1 & 3 or 2 & 4 is 10.0mm

Examples of printing



EN1153



EN1152

8200 Push Button Switches 8(8)A 250Vac & 12(12)A 250Vac



- ▶ Miniature push button
- ▶ 8A Inductive current rating
- ▶ Ratings up to 12(12)A, 250V ac (H suffix)
- ▶ Without button
- ▶ Sub panel mount
- ▶ Push on, solder or PCB terminals
- ▶ Latching and momentary



16(4)A 250Vac T85, 1E4 (10,000 Operations)
 12(12)A 250Vac T105, 1E4 (10,000 Operations)
 8(8)A 250Vac T105, 5E4 (50,000 Operations)
 6(6)A 250Vac T125, 5E4 (50,000 Operations)



12A 250Vac
 250Vac 1hp, 125Vac 1/2hp
 UL 85°C, file E45221, CSA file LR10990



RoHS compliant

3mm contact gap.
 Technical data on pages 4 & 5.

H 8200 A A H --

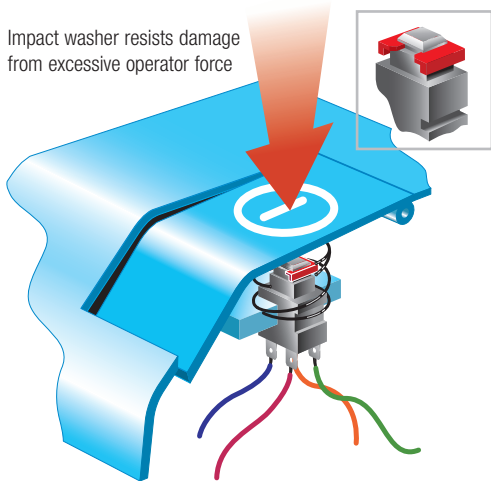
TERMINAL FUNCTION ACTUATOR BODY HIGHER RATING PRINT, COLOUR, ETC

push switches

TERMINAL	FUNCTION	ACTUATOR
<p>C</p> <p>6.3 x 0.8</p>		<p>A Standard actuator for snap-on custom adaptors</p>
<p>H</p> <p>4.8 x 0.8</p> <p>A</p> <p>As H, 4.8 x 0.8 Right angle</p>	<p>8200 ON - OFF Single pole</p>	<p>B Flat top actuator</p>
<p>K</p> <p>2.8 x 0.8</p>	<p>8201 ON - OFF (momentary ON) Single pole</p>	<p>C Curved top actuator</p>
<p>T</p> <p>Solder</p>	<p>8250 ON - OFF Double pole</p>	<p>Examples of possible actuation methods</p> <p>Using a Snap on adaptor</p>
<p>X</p> <p>PCB 0.8 Sq</p> <p>V</p> <p>Dual pin PCB 0.8 Sq (Call sales for matrix dims)</p>	<p>8251 ON - OFF (momentary ON) Double pole</p>	<p>Using a Hinged Actuator</p>
<p>M</p> <p>As V, PCB but Right angle</p>		

Alternative Actuator

Impact washer resists damage from excessive operator force



C8250AA ---
with impact washer M1226



X8201AA ---



K8200AA ---



A8200AA ---



M8200AC ---



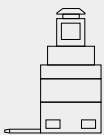
Example of M8200AC

push
switches

BODY

A

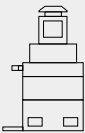
Standard body



See dimensioned drawings for details

C

As standard body but with side support peg for use with M PCB terminals

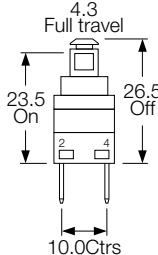
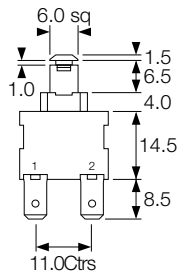
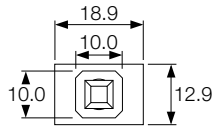


See dimensioned drawings for details

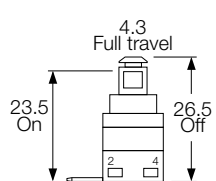
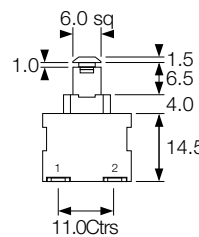
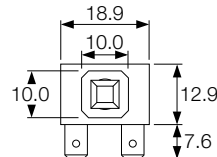
X and V PCB terminals.
Additional dummy terminals may be supplied for extra support.

DIMENSIONS (mm)

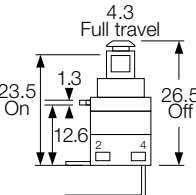
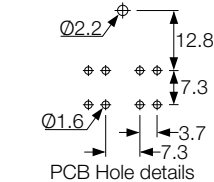
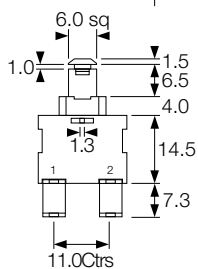
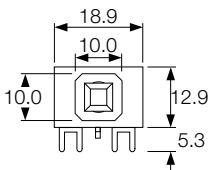
'A' body with 'H' 4.8 terminals



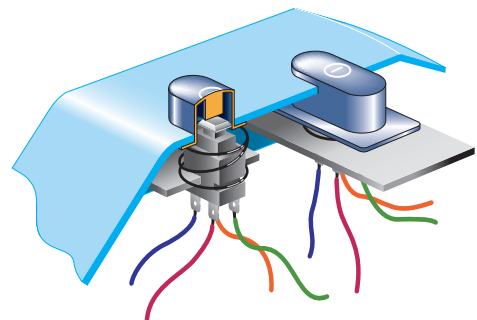
'A' body with 'A' right angle 4.8 terminals



'C' body with 'M' right angle PCB terminals



Example of possible mounting styles



7000 Push Button Switches 16A 250Vac



- ▶ Round and rectangular push button switches
- ▶ Ratings up to 16A, 250V ac
- ▶ Latching and momentary
- ▶ Illuminated & non-illuminated
- ▶ Matching indicators
- ▶ Low profile version
- ▶ Panel cut outs:
25.0 dia
27.2 x 22.3



16(4)A 250Vac T125
8(8)A 250Vac T85



UL CSA 16A Non Ind, 250Vac 1hp, 125Vac 1/2hp
UL 65°C, file no. E45221, CSA file no. LR10990



RoHS compliant

3mm contact gap.
Technical data on pages 4 & 5 (switches), 6 (indicators).

C 7053 A F ---

TERMINAL FUNCTION ROCKER BODY PRINT, COLOUR, ETC

push switches

TERMINAL	FUNCTION		ACTUATOR
C 6.3 x 0.8 9.1	7000	 Single pole ON - OFF	A Round actuator shown in F body 21.0 9.7 A Round actuator shown in G body B Round actuator - medium shown in F body ø21.1 ø11.5 9.1 18.6 C Round actuator - long shown in F body ø21.1 ø11.2 20.0 29.5 D Round actuator - sub panel mount ø21.1 9.7 16.9 S Rectangular actuator Shown in "A" body N/A for 7030 19.5 8.8
	7001	 Single pole ON - OFF (momentary ON)	
	7003	 Single pole ON - OFF with light	
	7004	 Single pole ON - OFF (momentary ON) with light	
	7050	 Double pole ON - OFF	
	7051	 Double pole ON - OFF (momentary ON)	
	7053	 Double pole ON - OFF with light	
	7054	 Double pole ON - OFF (momentary ON) with light	
	7030	 Indicator 	
	H 4.8 x 0.8 9.1		



C7000AF ---




C7003AF ---



C7053CF ---



C7053BF ---



C7050SA ---



C7053AG ---



C7053DF ---



C7030AH ---

▶ BODY	▶ OPTIONS
--------	-----------

Panel cut-outs

F H G Body types fit either cut-out

A

Cut-outs must be punched in the direction of insertion

Finish
Matt finish is standard on bodies.
Gloss finish is standard on actuators.

Colour
Call sales for custom colours.
A full range is available for large orders.

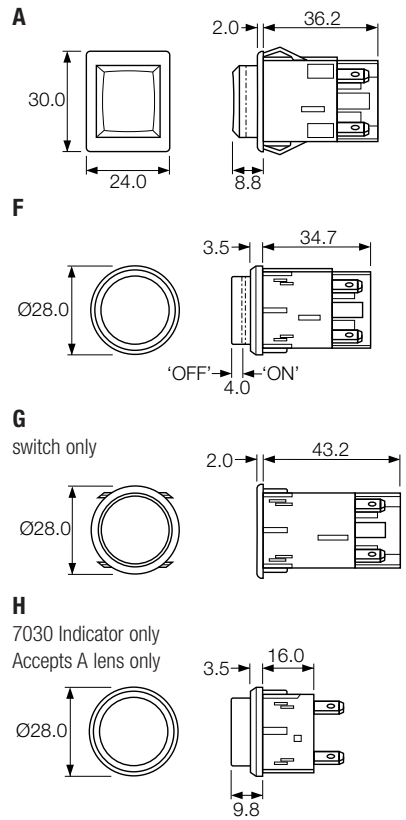
Legend printing
A wide range is available or call sales for custom legends.

Lamp voltage
Call sales for details of available voltages.


Protective housing (E)
(designed to IP65)
Covers are available for round body styles, call sales for details.

DIMENSIONS (mm)

Panel thickness:
A 0.8 - 2.5mm
F, G, H 0.8 - 5.0mm



1100 Push Button Switches 0.125A 125Vac



T1100AA --- T1101AA ---

- ▶ Miniature push button
- ▶ Ratings up to 500mA, 250Vac
- ▶ Snap in and flange mount
- ▶ With and without button
- ▶ Gold plated contacts
- ▶ Latching and momentary



UL 0.125A 125Vac
UL 0.125A 45Vdc
UL file E45221


In house test

0.5A 250Vac T85

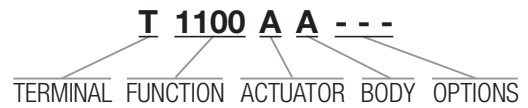


RoHS compliant

μ contact gap.
Technical data on pages 4 & 5.



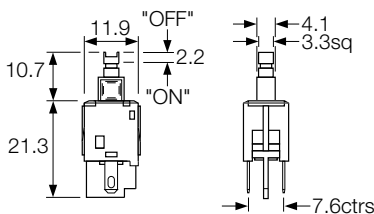
T1100BB --- T1100AC ---



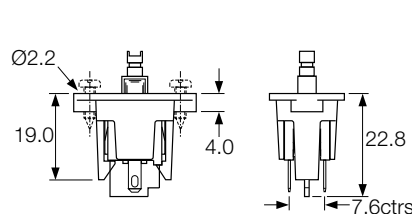
TERMINAL	FUNCTION	ACTUATOR	BODY
<p>T</p>	<p>1100</p> <p>ON - OFF (alternate) Single pole</p> <p>1101</p> <p>ON - OFF (momentary ON) Single pole</p>	<p>A Actuator without button</p> <p>B Softline button</p>	<p>A For purpose designed facias and sub-panels</p> <p>B Snap-in fixing</p> <p>Panel thickness Dimension X</p> <p>0.75-1.24 19.1/19.2</p> <p>1.25-1.99 19.3/19.4</p> <p>2.00-3.00 19.7/19.8</p> <p>C 2 Hole mounting</p>

Dimensions (mm)

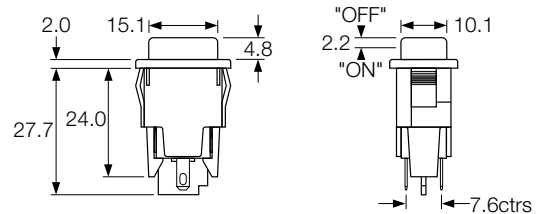
T1100AA (Enclosure mounting)



T1100AC (2 Hole Mounting) No.4 self-tapping screws



T1100BB (Snap-in) Cut-outs must be punched in the direction of insertion



0916 - 0920 Push Button Switches 0.5A 250Vac

In house test

0.5A 250Vac T85

RoHS

RoHS compliant

μ contact gap.

Technical data on pages 4 & 5.

- ▶ Self wiping contacts
- ▶ Slow make & break
- ▶ Momentary action
- ▶ Choice of switch circuits
- ▶ Choice of actuators



T0916S0 ---
& T0916L0 ---

T0916VA ---

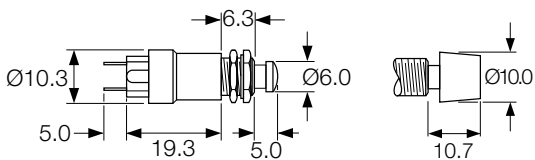


push switches

▶ TERMINAL	▶ FUNCTION	▶ ACTUATOR	▶ BODY	▶ OPTIONS
<p>T</p>	<p>0916</p> <p>Black base SP ON-OFF (momentary ON)</p>	<p>S Small Actuator</p>	<p>O for L and S Actuator</p> <p>Panel Cut-out</p> <p>Panel thickness Both nuts - 2.5mm No backnut - 4.0mm</p>	<p>Finish Gloss finish for L and S actuators.</p> <p>Colour Call sales for custom colours. A full range is available for large orders.</p>
	<p>0917 50V only</p> <p>Brown base SP ON-ON (momentary 1 side)</p>	<p>L Large Actuator</p>		
	<p>0918</p> <p>White base SP ON-OFF (momentary OFF)</p>	<p>V Vandal Resistant IP66 Flat top Stainless steel</p>	<p>A for V Actuator (stainless steel) Chamfer profile bezel</p> <p>Panel Cut-out Panel thickness - 8.0mm</p>	
	<p>0919</p> <p>Black base SP ON-ON (momentary 1 side)</p>			
	<p>0920</p> <p>White base DP ON-OFF (momentary ON)</p>			

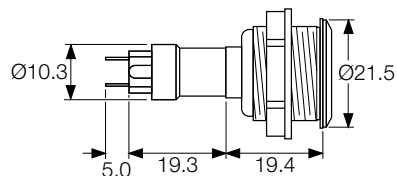
Dimensions (mm)

Nylon S and L actuators



Neck thread - 40 TPI Whit. Actuator travel - 2.5 max

Stainless steel V actuator (IP66)



Neck thread - 26 TPI Whit. Actuator travel - 2.5 max

0911 Push Button Snap Action Switches Up to 16(4)A 250Vac



C0911KB ---



C0911RB --- C0911PB ---

- ▶ Snap action switches
- ▶ Ratings up to 16A, 250Vac
- ▶ Round and rectangular buttons



16(4)A 250Vac 5E4 T85

16A 125/250Vac 3/4hp T85 50E3 UL file no. E45221
125V 1/2 HP, 250V 3/4 HP, 0.4A 125Vdc, 0.2A 250Vdc

RoHS

RoHS compliant

Approvals apply to switch mechanism only.
μ contact gap.
Full rating details and technical data on pages 58 & 59.



▶ TERMINAL	▶ FUNCTION	▶ ACTUATOR	BODY	▶ OPTIONS
<p>C</p> <p>6.3 x 0.8</p> <p>12.0</p>	<p>0911</p> <p>ON - ON (momentary)</p>	<p>R Rectangular bezel</p> <p>P Short</p> <p>K with satin chrome bezel</p> <p>N with nylon bezel</p>	<p>B</p> <p>Panel Cut-out</p> <p>Panel thickness Both nuts 2.5mm No backnut 4.0mm</p>	<p>Colour</p> <p>Call sales for custom colours. A full range is available for larger orders.</p>

Dimensions (mm)

