

4100 Push Button Switch 13A 250Vac

Approvals and specifications



13(4)A 250Vac, T85, 1E4 (10,000 Operations)

- ▶ 250Vac, 13A, 10,000 operations
- ▶ Double & single pole momentary operation
- ▶ Plunger operation with key for locking
- ▶ 4.8 & 6.3mm tags
- ▶ Snap in mounting & screw fixing
- ▶ Panel cut out: 37.0 x 13.5



C4151AA ---

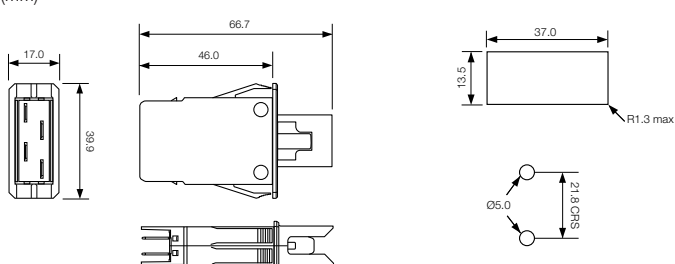
C 4151 A A - - -

TERMINAL FUNCTION ACTUATOR BODY PRINT, COLOUR, ETC

▶ TERMINAL	▶ FUNCTION	▶ ACTUATOR	▶ BODY
<p>C</p> <p>6.3 x 0.8</p>	<p>Single 4101</p>	<p>A</p>	<p>A</p> <p>B</p> <p>C</p> <p>D</p>
<p>H</p> <p>4.8 x 0.8</p>	<p>Double 4151</p> <p>↑</p> <p>OFF - ON (momentary)</p>		<p>Accessories</p> <p>Locking key: M1395</p> <p>Connector block: M1396 (for C terms only)</p>

Dimensions (mm)

C4151AA



push
switches

8300 Push Button Switches 8(8)A 250Vac & 12(12)A 250Vac



- ▶ Miniature push button
- ▶ 8A Inductive current rating
- ▶ Ratings up to 12(12)A, 250V ac (H suffix)
- ▶ Illuminated and non-illuminated
- ▶ Single and double pole
- ▶ Latching and momentary
- ▶ Slotted actuator for custom buttons
- ▶ Industry standard panel cutout
- ▶ BioCote antimicrobial option
- ▶ Panel cut out: 19.3 x 12.9

Approvals and specifications



16(4)A 250Vac T85, 1E4 (10,000 Operations)
 12(12)A 250Vac T105, 1E4 (10,000 Operations)
 8(8)A 250Vac T105, 5E4 (50,000 Operations)
 6(6)A 250Vac T125, 5E4 (50,000 Operations)



12A 250Vac DP, 13A 250Vac SP
 250Vac 1hp, 125Vac 1/2hp
 UL 85°C, file E45221, CSA file LR10990

In house test:

10(10)A 250Vac — Indicative rating only



BioCote antimicrobial additive. Independently verified to ISO22196:2007.

3mm contact gap.
 Technical data on pages 4 & 5 (switches), 6 (indicators).

H 8353 J E H -- B

TERMINAL FUNCTION ACTUATOR BODY HIGHER RATING PRINT, COLOUR, ETC BioCote

push switches


TERMINAL	FUNCTION	ACTUATOR
<p>C</p> <p>6.3 x 0.8</p>	<p>Approvals & ratings vary with function Single pole switches use terminals 1 & 2 (& 3)</p>	<p>A Standard actuator</p>
<p>H</p> <p>4.8 x 0.8</p>	<p>8300 ON - OFF Single pole</p>	<p>H Slotted for custom caps Slots for snap-in buttons</p>
<p>A</p> <p>As "H" but right angle 4.8 x 0.8</p>	<p>8301 ON - OFF (momentary ON) Single pole</p>	<p>C Square actuator</p>
<p>K</p> <p>2.8 x 0.8</p>	<p>8303 ON - OFF with light Single pole</p>	<p>E Radiused actuator</p>
<p>T</p> <p>Solder</p>	<p>8304 ON - OFF (momentary ON) with light Single pole</p>	<p>F Small round actuator</p>
<p>X</p> <p>PCB 0.8 Sq</p>	<p>8350 ON - OFF Double pole</p>	<p>J Smooth curved actuator</p>
<p>V</p> <p>Dual pin PCB (Call sales for mounting dims)</p>	<p>8351 ON - OFF (momentary ON) Double pole</p>	<p>M</p>
	<p>8353 ON - OFF with light Double pole</p>	<p>D Large round actuator</p>
	<p>8354 ON - OFF (momentary ON) with light Double pole</p>	<p>All actuators except H available lit</p>
	<p>8355 ON - OFF Single pole Isolated light - switched C, E & M actuators only</p>	
	<p>8356 ON - OFF Single pole Isolated light - unswitched C, E & M actuators only</p>	



H8350AB ---
T8350AB ---



H8353JE ---
T8353JE ---



H8353EB ---
T8353EB ---



H8353CB ---
T8353CB ---



H8350DB ---
T8350DB ---

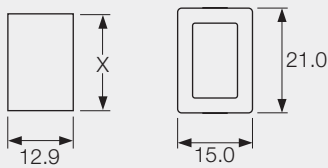


H8350HB ---
Example of button

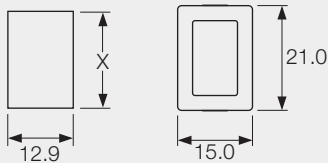
BODY

Panel cut-out Bezel
Cut-outs must be punched in the direction of insertion

B Standard body



E Softline style body with radiused bezel



Dimensions for snap-in fixing

Panel thickness	Dimension X
0.75-1.24	19.1/19.2
1.25-1.99	19.3/19.4
2.00-3.00	19.7/19.8

X and V PCB terminals.
Additional dummy terminals may be supplied for extra support.

OPTIONS

H
12(12)A 250Vac switch rating

Finish
Matt finish standard except on J and D actuators which are gloss

Colour
Call sales for custom colours
A full range is available for large orders

Legend printing
Select from the examples or call sales for custom legends

Special buttons
Some of the many options are shown
Call sales for the full range

L167 Protective cover
(designed to IP65)

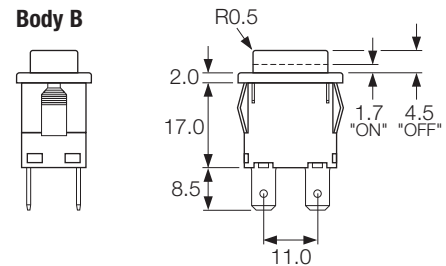


Snaps on to switch bodies fitted with "A" or "J" style actuators, this reduces panel thickness by 0.8mm

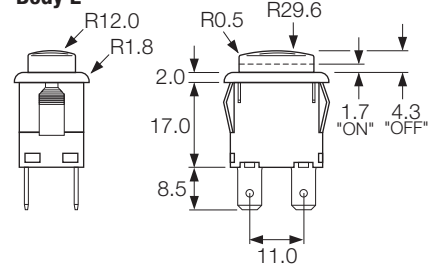
BioCote Antimicrobial Additive
Moulded components have antimicrobial properties using BioCote silver ion technology.

DIMENSIONS (mm)

**Actuator A
Body B**



**Actuator J
Body E**



Spacing between centre of terminals 1 & 3 or 2 & 4 is 10.0mm

Examples of printing



EN1153



EN1152

8200 Push Button Switches 8(8)A 250Vac & 12(12)A 250Vac



- ▶ Miniature push button
- ▶ 8A Inductive current rating
- ▶ Ratings up to 12(12)A, 250V ac (H suffix)
- ▶ Without button
- ▶ Sub panel mount
- ▶ Push on, solder or PCB terminals
- ▶ Latching and momentary

Approvals and specifications



16(4)A 250Vac T85, 1E4 (10,000 Operations)
 12(12)A 250Vac T105, 1E4 (10,000 Operations)
 8(8)A 250Vac T105, 5E4 (50,000 Operations)
 6(6)A 250Vac T125, 5E4 (50,000 Operations)



12A 250Vac
 250Vac 1hp, 125Vac 1/2hp
 UL 85°C, file E45221, CSA file LR10990

3mm contact gap.
 Technical data on pages 4 & 5.

H 8200 A A H --

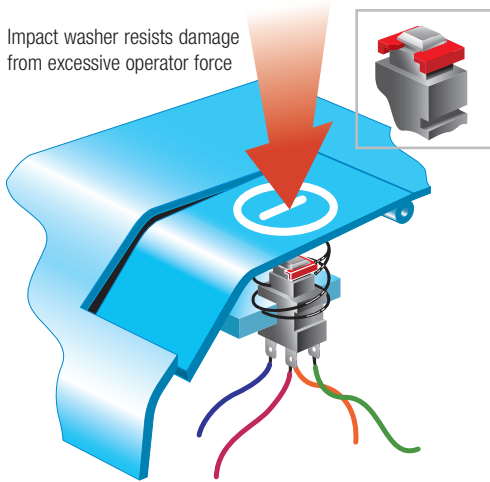
TERMINAL FUNCTION ACTUATOR BODY HIGHER RATING PRINT, COLOUR, ETC

push switches

TERMINAL	FUNCTION	ACTUATOR
<p>C</p> <p>6.3 x 0.8</p> <p>10.1</p>		<p>A Standard actuator for snap-on custom adaptors</p> <p>8.0</p>
<p>H</p> <p>4.8 x 0.8</p> <p>8.5</p> <p>A</p> <p>7.6</p> <p>As H, 4.8 x 0.8 Right angle</p>	<p>8200 ON - OFF Single pole</p>	<p>B Flat top actuator</p> <p>5.5</p>
<p>K</p> <p>2.8 x 0.8</p> <p>8.5</p> <p>2.6</p> <p>1.5</p>	<p>8201 ON - OFF (momentary ON) Single pole</p>	<p>C Curved top actuator</p> <p>8.0</p>
<p>T</p> <p>2.6</p> <p>1.5</p> <p>7.0</p> <p>Solder</p>	<p>8250 ON - OFF Double pole</p>	<p>Examples of possible actuation methods</p> <p>Using a Snap on adaptor</p>
<p>X</p> <p>4.5</p> <p>7.0</p> <p>PCB 0.8 Sq</p> <p>V</p> <p>3.7</p> <p>4.3</p> <p>Dual pin PCB 0.8 Sq (Call sales for matrix dims)</p>	<p>8251 ON - OFF (momentary ON) Double pole</p>	<p>Using a Hinged Actuator</p>
<p>M</p> <p>5.3</p> <p>7.3</p> <p>As V, PCB but Right angle</p>		

Alternative Actuator

Impact washer resists damage from excessive operator force



C8250AA ---
with impact washer M1226



X8201AA ---



K8200AA ---



A8200AA ---



M8200AC ---

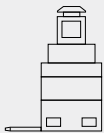


Example of M8200AC

BODY

A

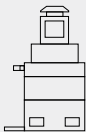
Standard body



See dimensioned drawings for details

C

As standard body but with side support peg for use with M PCB terminals

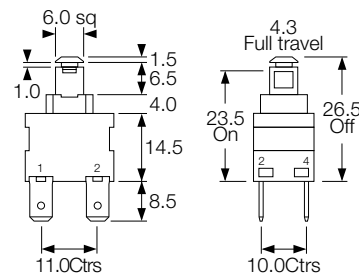
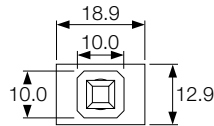


See dimensioned drawings for details

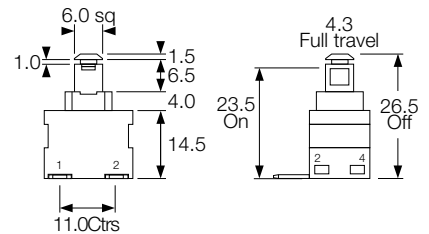
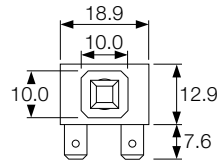
X and V PCB terminals.
Additional dummy terminals may be supplied for extra support.

DIMENSIONS (mm)

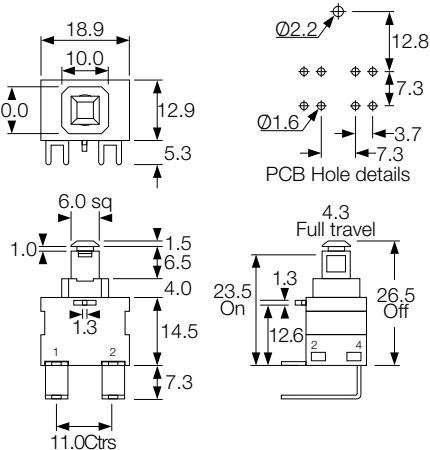
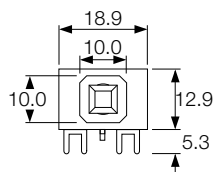
'A' body with 'H' 4.8 terminals



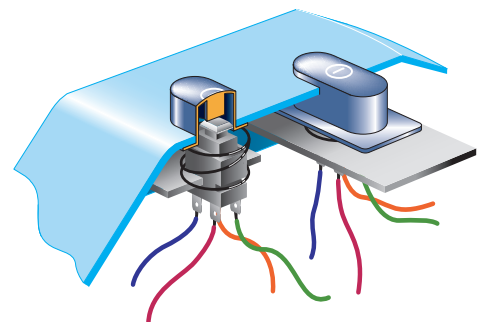
'A' body with 'A' right angle 4.8 terminals



'C' body with 'M' right angle PCB terminals



Example of possible mounting styles



7000 Push Button Switches 16A 250Vac



- ▶ Round and rectangular push button switches
- ▶ Ratings up to 16A, 250V ac
- ▶ Latching and momentary
- ▶ Illuminated & non-illuminated
- ▶ Matching indicators
- ▶ Low profile version
- ▶ Panel cut outs:
25.0 dia
27.2 x 22.3

Approvals and specifications



16(4)A 250Vac T125
8(8)A 250Vac T85



UL CSA 16A Non Ind, 250Vac 1hp, 125Vac 1/2hp
UL 65°C, file no. E45221, CSA file no. LR10990

3mm contact gap.
Technical data on pages 4 & 5 (switches), 6 (indicators).

C 7053 A F ---

TERMINAL FUNCTION ROCKER BODY PRINT, COLOUR, ETC

push switches

TERMINAL	FUNCTION			ACTUATOR
C 6.3 x 0.8 9.1	7000		Single pole ON - OFF 	A Round actuator shown in F body
	7001		Single pole ON - OFF (momentary ON) 	
	7003		Single pole ON - OFF with light 	
	7004		Single pole ON - OFF (momentary ON) with light 	C Round actuator - long shown in F body
H 4.8 x 0.8 9.1	7050		Double pole ON - OFF 	
	7051		Double pole ON - OFF (momentary ON) 	
	7053		Double pole ON - OFF with light 	
	7054		Double pole ON - OFF (momentary ON) with light 	
	7030		Indicator 	S Rectangular actuator Shown in "A" body N/A for 7030



C7000AF ---




C7003AF ---



C7053CF ---



C7053BF ---



C7050SA ---



C7053AG ---



C7053DF ---

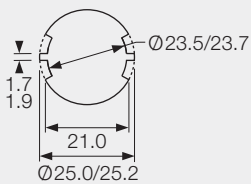
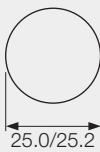


C7030AH ---

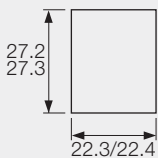
BODY

Panel cut-outs

F H G Body types fit either cut-out



A



Cut-outs must be punched in the direction of insertion

OPTIONS

Finish

Matt finish is standard on bodies.
Gloss finish is standard on actuators.

Colour

Call sales for custom colours.
A full range is available for large orders.

Legend printing

A wide range is available or call sales for custom legends.

Lamp voltage

Call sales for details of available voltages.

Weatherproof housing (E)

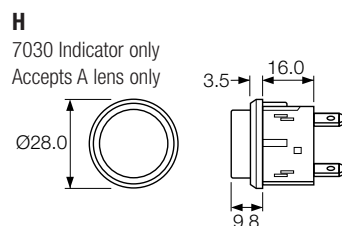
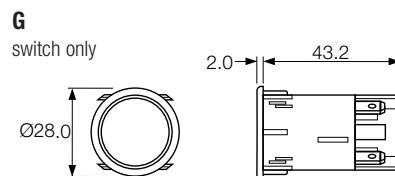
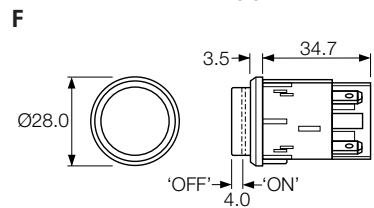
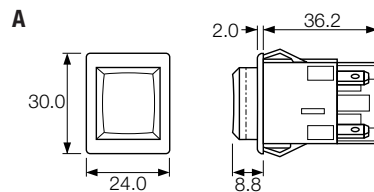
Additional housing which fits round body switches with an oversize housing with a clear silicone cover designed to IP65. Mounting hole dia: 38.0mm

DIMENSIONS (mm)


Panel thickness:

A 0.8 - 2.5mm

F, G, H 0.8 - 5.0mm




1100 Push Button Switches 0.125A 125Vac



T1100AA --- T1101AA ---

- ▶ Miniature push button
- ▶ Ratings up to 500mA, 250Vac
- ▶ Snap in and flange mount
- ▶ With and without button
- ▶ Gold plated contacts
- ▶ Latching and momentary



T1100BB --- T1100AC ---

Approvals and specifications



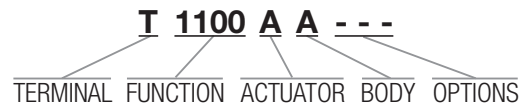
UL 0.125A 125Vac
UL 0.125A 45Vdc
UL file E45221

In house test:

0.5A 250Vac T85 — Indicative rating only

μ contact gap.

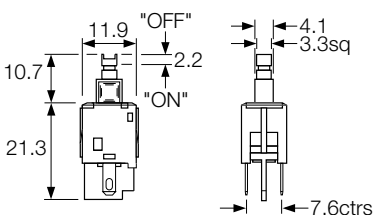
Technical data on pages 4 & 5.



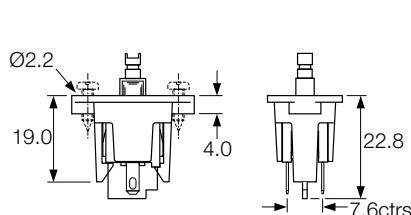
▶ TERMINAL	▶ FUNCTION	▶ ACTUATOR	▶ BODY
T 	 1100 ON - OFF (alternate) Single pole	A Actuator without button B Softline button 	A For purpose designed facias and sub-panels B Snap-in fixing Panel thickness Dimension X 0.75-1.24 19.1/19.2 1.25-1.99 19.3/19.4 2.00-3.00 19.7/19.8 C 2 Hole mounting
	1101 ON - OFF (momentary ON) Single pole		

Dimensions (mm)

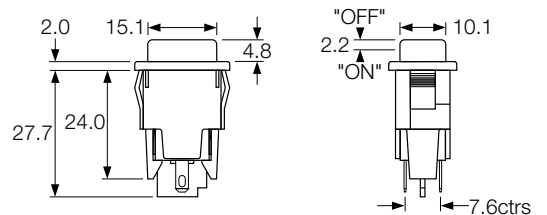
T1100AA (Enclosure mounting)



T1100AC (2 Hole Mounting) No.4 self-tapping screws



T1100BB (Snap-in) Cut-outs must be punched in the direction of insertion



0916 - 0920 Push Button Switches 0.5A 250Vac

Approvals and specifications

In house test: **0.5A 250Vac T85** — Indicative rating only

μ contact gap.

Technical data on pages 4 & 5.

- ▶ Self wiping contacts
- ▶ Slow make & break
- ▶ Momentary action
- ▶ Choice of switch circuits
- ▶ Choice of actuators



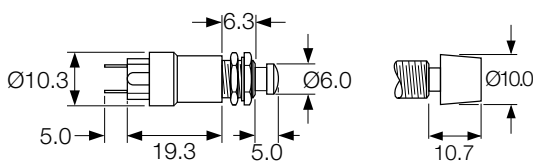
T0916SO --- & T0916LO ---
T0916VA ---

T 0916 S O ---
 TERMINAL FUNCTION ACTUATOR BODY COLOUR

TERMINAL	FUNCTION	ACTUATOR	BODY	OPTIONS
T 	0916 Black base SP ON-OFF (momentary ON)	S Small Actuator 	 Panel Cut-out (L & S Actuators) Panel thickness Both nuts - 2.5mm No backnut - 4.0mm	Finish Gloss finish for L and S actuators. Colour Call sales for custom colours. A full range is available for large orders.
	0917 50V only Brown base SP ON-ON (momentary 1 side)	L Large Actuator 		
	0918 White base SP ON-OFF (momentary OFF)	V Vandal Resistant IP66 Flat top Stainless steel 	 Panel Cut-out (Stainless Steel V Actuator) Panel thickness - 8.0mm	
	0919 Black base SP ON-ON (momentary 1 side)			
	0920 White base DP ON-OFF (momentary ON)			

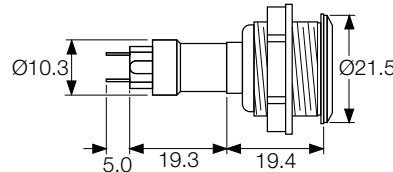
Dimensions (mm)

Nylon S and L actuators



Neck thread - 40 TPI Whit. Actuator travel - 2.5 max

Stainless steel V actuator (IP66)




Neck thread - 26 TPI Whit. Actuator travel - 2.5 max

0911 Push Button Snap Action Switches Up to 16(4)A 250Vac



C0911KB ---



C0911RB --- C0911PB ---

- ▶ Snap action switches
- ▶ Ratings up to 16A, 250Vac
- ▶ Round and rectangular buttons

Approvals and specifications



16(4)A 250Vac 5E4 T85



16A 125/250Vac 3/4hp T85 50E3

125V 1/2 HP, 250V 3/4 HP, 0.4A 125Vdc, 0.2A 250Vdc

Approvals apply to switch mechanism only.
μ contact gap.

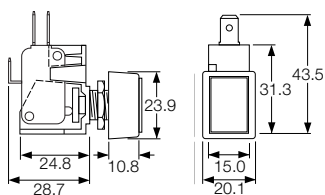


push switches

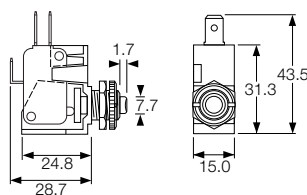
▶ TERMINAL	▶ FUNCTION	▶ ACTUATOR	▶ BODY	▶ OPTIONS
<p>C</p> <p>6.3 x 0.8</p> <p>12.0</p>	<p>0911</p> <p>ON - ON (momentary)</p>	<p>R Rectangular bezel</p> <p>P Short</p> <p>K with satin chrome bezel</p> <p>N with nylon bezel</p>	<p>B</p> <p>Ø12.7</p> <p>1.3</p> <p>11.1</p> <p>Panel Cut-out</p> <p>Panel thickness Both nuts 2.5mm No backnut 4.0mm</p>	<p>Colour</p> <p>Call sales for custom colours. A full range is available for larger orders.</p>

Dimensions (mm)

R



P



K & N

