

0305 Combined Switch / Lampholder for Freezers

Approvals and specifications



2A 250Vac 25 T 85 (0305 only)



UL 15W 125/250Vac (0305 only)
UL 65°C, file E116391 (0305 only)

Switched units have μ contact gap.
Technical data on pages 4 & 5.

- ▶ E12 and E14 lamps
- ▶ Switch rating up to 2A, 250V ac
- ▶ Auto switching
- ▶ Mercury free
- ▶ Available with right or left hand orientation
- ▶ Available as lampholder only

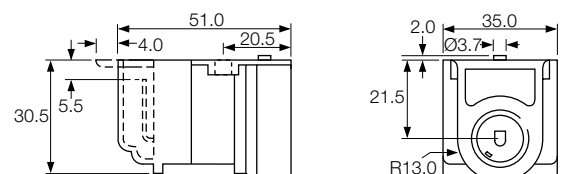


C 0305 R T - - -
 TERMINAL FUNCTION MOUNTING BODY COLOUR, ETC

▶ TERMINAL	▶ FUNCTION	▶ MOUNTING	▶ BODY	▶ OPTIONS
<p>C</p> <p>6.3 x 0.8 9.1</p>	<p>0305 (E14)</p> <p>ON - OFF Switch and Lampholder</p> <p>0306 (E12)</p> <p>ON - OFF Switch and Lampholder</p>	<p>L</p> <p>For Left hinged lid for 0305/0306 switches, not for 0307 lampholder</p> <p>TOP (LID) 25° min</p> <p>View from bulb end</p>	<p>T</p> <p>Body without flange for 0305/0306 switches</p> <p>Top view</p>	<p>Colour</p> <p>Call sales for colours. A full range is available for large orders.</p>
<p>H</p> <p>4.8 x 0.8 9.1</p>	<p>0307 (E14)</p> <p>Lampholder only (No Switch)</p>	<p>R</p> <p>For Right hinged lid for 0307 lampholder or 0305/0306 switches</p> <p>TOP (LID) 25° min</p> <p>View from bulb end</p>	<p>S</p> <p>Body with rear flange for 0307 lampholder and for 0305/0306 switches</p> <p>Top view</p>	

Dimensions (mm) and Properties

The mechanism of this switch/lampholder does not contain mercury and may be safely used in food storage equipment.
When fitted to the lid of a freezer storage cabinet, the switch will operate the lamp when the lid is opened to the angle of tilt shown in the drawing.



0055 Door Switches



C0055RB ---



C0056RB ---

- ▶ Ratings up to 2A, 250V ac
- ▶ High temperature rating up to 125°C
- ▶ Long overtravel
- ▶ Choice of terminal orientation

Approvals and specifications



0055 & 0056
0.2(0.2)A 250Vac 25T125 5E4
(50,000 operations)

μ contact gap

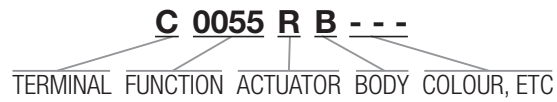
Technical data on pages 4 & 5



C0055RB ---



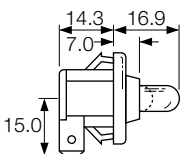
C0056RB ---



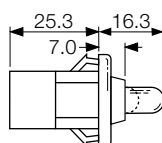
▶ TERMINAL	▶ FUNCTION	▶ ACTUATOR	▶ BODY	▶ OPTIONS				
<p>C</p> <p>6.3 x 0.8</p>	<p>0055</p> <p>ON - OFF (momentary OFF) 90° terminals</p>	<p>R</p>	<p>B</p> <p>Panel cut-out</p> <p>Panel thickness</p> <table border="1"> <tr> <td>0055</td> <td>1.0 - 1.6</td> </tr> <tr> <td>0056</td> <td>1.0 - 2.6</td> </tr> </table> <p>Flange</p>	0055	1.0 - 1.6	0056	1.0 - 2.6	<p>Finish</p> <p>Gloss finish only</p> <p>Colour</p> <p>White or black</p> <p>Call sales for custom colours.</p>
0055	1.0 - 1.6							
0056	1.0 - 2.6							
<p>H (0056 only)</p> <p>4.8 x 0.8</p>	<p>0056</p> <p>ON - OFF (momentary OFF) Straight terminals</p>							

Dimensions (mm)

C0055RB



C0056RB



3005 Refrigerator Door Switches Splash resistant

Approvals and specifications



3005 25W 25T85 5E4 (50,000 Operations) 250Vac
3006 65W 25T85 5E4 (50,000 Operations) 250Vac



UL 0.3A 250Vac
UL 0.2A 125Vac

These products require 3mm minimum actuator stroke to ensure switch action and rating above.

μ contact gap.
 Technical data on pages 4 & 5.

- ▶ Door switches
- ▶ Momentary on and momentary off switching
- ▶ Splash resistant
- ▶ Choice of terminal orientation
- ▶ Choice of actuators



C3005CB ---



C3005BL ---

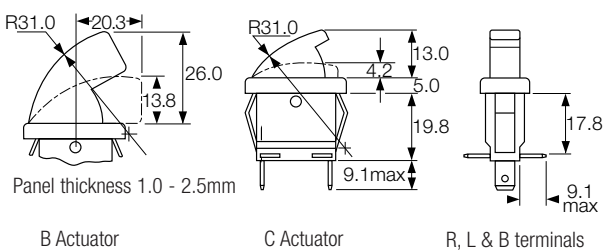
C 3005 C B ---

TERMINAL FUNCTION ACTUATOR BODY COLOUR, ETC

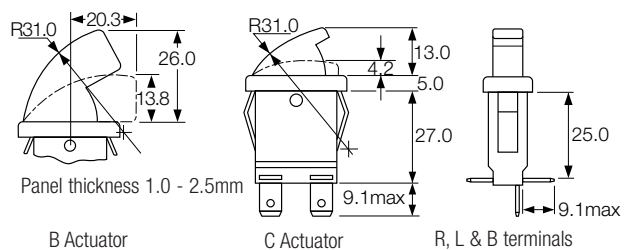
▶ TERMINAL	▶ FUNCTION	▶ ACTUATOR	▶ BEZEL / TERM ORIENTATION	▶ OPTIONS
<p>C</p> <p>6.3 x 0.8</p>	<p>3005</p> <p>ON - OFF (momentary OFF) 1mm max travel to OFF position</p>	<p>B</p>	<p>R L B</p> <p>Terminal direction (viewed from hinge end)</p> <p>Panel cut-out: 12.1/12.2, 25.4, 25.5</p> <p>Bezel: 14.0, 30.2</p> <p>Bezel Profile: 5.0</p>	<p>Finish Gloss finish only</p> <p>Colour White is standard</p> <p>Call sales for custom colours. A full range is available for large orders.</p>
<p>H</p> <p>4.8 x 0.8</p>	<p>3006</p> <p>ON - OFF (momentary ON) 3mm min travel to ON position</p>	<p>C</p>		

Dimensions (mm) (C terminals shown)

3005



3006



3100 Refrigerator Door Switches Splash resistant



E3102AA ---



E3111BA ---

- ▶ Door switches
- ▶ Ratings up to 5A, 250V ac
- ▶ Splash resistant
- ▶ Changeover, momentary ON and momentary OFF
- ▶ Choice of actuators

Approvals and specifications



5A 250Vac 25T85 5E4 (50,000 Operations)



UL CSA 5A 250Vac
UL 85°C, file E45221, CSA file LR10990

μ contact gap.
Technical data on pages 4 & 5.
Sealed terminals option available. Call sales for details.

E 3102 A A ---

TERMINAL FUNCTION ACTUATOR BODY COLOUR, ETC

▶ TERMINAL	▶ FUNCTION	▶ ACTUATOR	▶ BODY	▶ OPTIONS
<p>E</p> <p>4.8 x 0.5</p> <p>For sealed terminals call sales</p>	<p>3101</p> <p>ON - OFF (momentary ON)</p> <p>3102</p> <p>ON - OFF (momentary OFF)</p> <p>3111</p> <p>ON - ON (momentary 1 side)</p>	<p>A</p> <p>B</p> <p>C</p> <p>D</p>	<p>A</p> <p>Optional cut-out for orientation</p> <p>Panel cut-out Panel thickness 1.0 - 2.5mm</p>	<p>Finish Gloss finish only</p> <p>Colour White is standard</p> <p>Call sales for custom colours. A full range is available for large orders.</p>

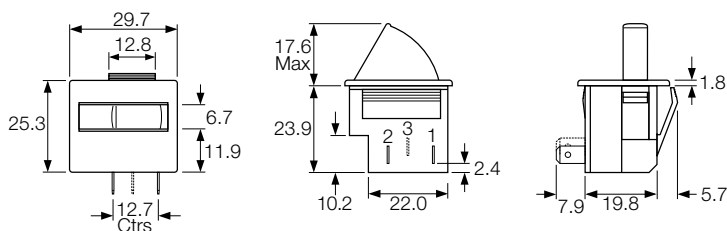
Dimensions (mm) ("A" actuator shown)

3101 uses terminals 1,2

3102 uses terminals 1,2

3111 uses terminals 1,2,3

For details of actuator travel and switching angles call sales.



3140 Refrigerator Door Switches Splash resistant

Approvals and specifications



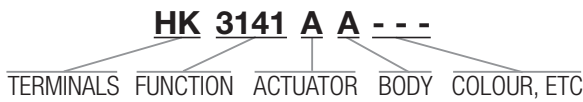
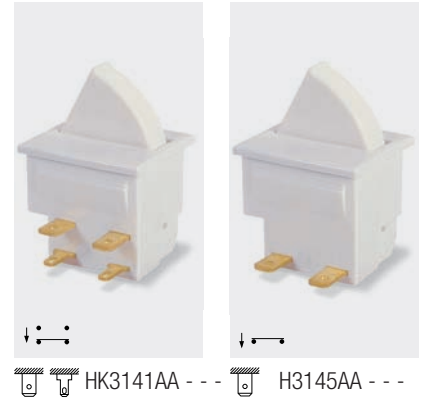
5A 250Vac 25T85 5E4 (50,000 Operations)



UL CSA 5A 250Vac
UL 85°C, file E45221, CSA file LR10990

3141, μ contact gap.
3145 and 3146, 3mm contact gap.
Technical data on pages 4 & 5.
Sealed terminals option available. Call sales for details.

- ▶ Door switches
- ▶ Ratings up to 5A, 250V ac
- ▶ Splash resistant
- ▶ Momentary action
- ▶ Choice of actuators
- ▶ 2 circuit switch



▶ TERMINAL	▶ FUNCTION	▶ ACTUATOR	▶ BODY	▶ OPTIONS
<p>H</p> <p>4.8 x 0.8</p> <p>Standard format is H terminals in positions 1 & 2 and K terminals in positions 3 & 4</p> <p>For sealed terminals call sales</p>	<p>3141</p> <p>ON - ON (momentary)</p> <p>3145</p> <p>ON - OFF (momentary OFF)</p> <p>3146</p> <p>ON - OFF (momentary ON)</p>	<p>A</p> <p>B</p> <p>C</p> <p>D</p>	<p>A</p>	<p>Finish Gloss finish only</p> <p>Colour White is standard</p> <p>Call sales for custom colours. A full range is available for large orders.</p> <p>Reversed Actuators Also available with actuators reversed.</p> <p>Order as: 3151 (3141 type) 3155 (3145 type) 3156 (3146 type)</p>

Dimensions (mm) ("A" actuator shown)

3141 uses terminals 1,2,3,4

3145 uses terminals 3,4

3146 uses terminals 1,2

For details of actuator travel and switching angles call sales.

